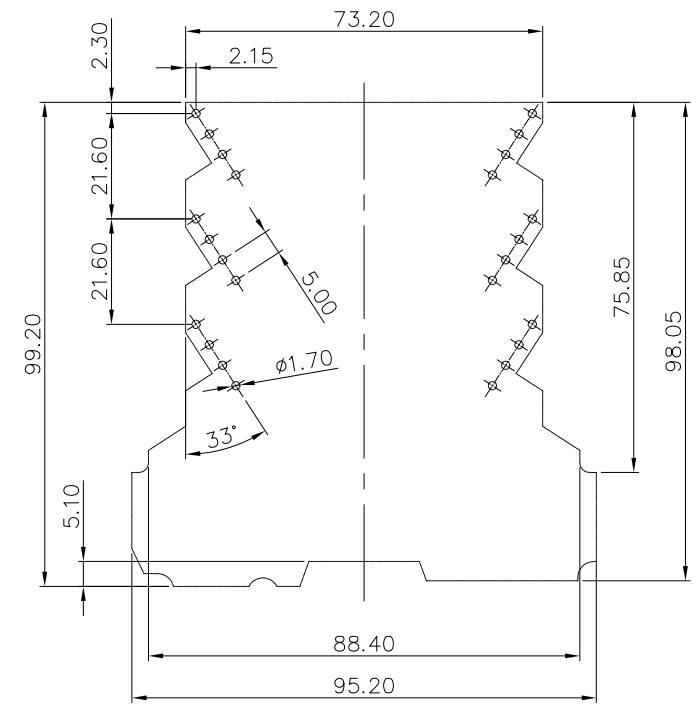
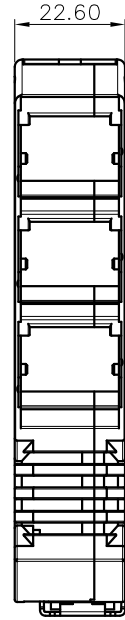
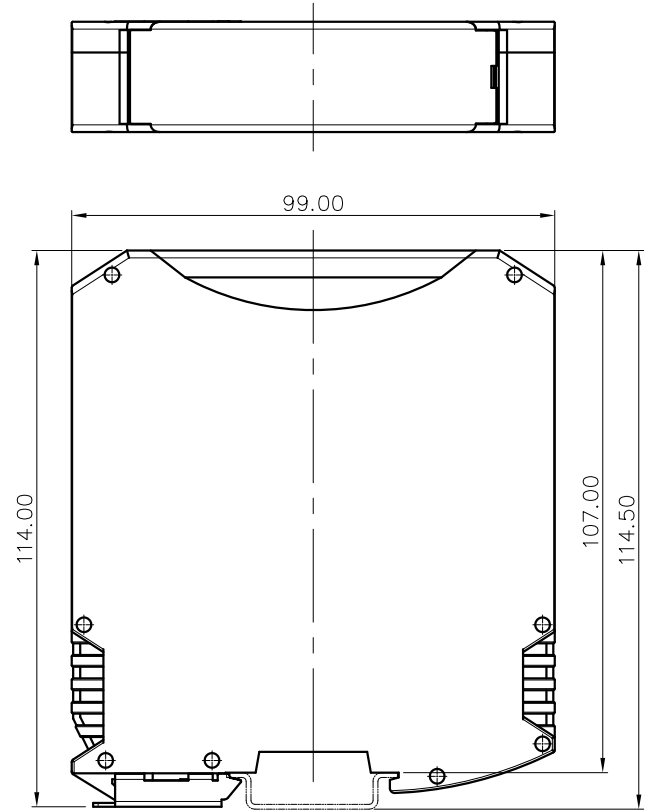


REVISION RECORD				
REV	ECN	DESCRIPTION	DRFT	DATE

H
G
F
E
D
C
B
A

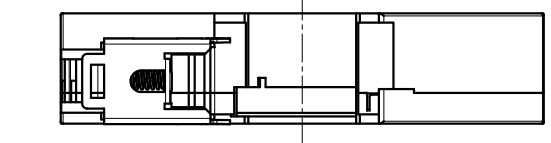


PCB LAYOUT

- NOTES:
- 1.Dimension shall be interpreted per ASME Y14.5-2009
 - 2.Poles : N=04P
 - 3.Operating temperature: -40°C~+105°C
 - 4.Undimensioned tolerances:

Pitch range in mm		Nominal dimension range in mm					□	∩	∠
TO	Over	TO	Over	TO	Over	TO	Over	TO	
6	10	6	10	24	30	60	100	150	
±0.15	±0.20	±0.30	±0.30	±0.50	±0.70	±1.00	±1.30	±2'	

5.RoHS Compliance

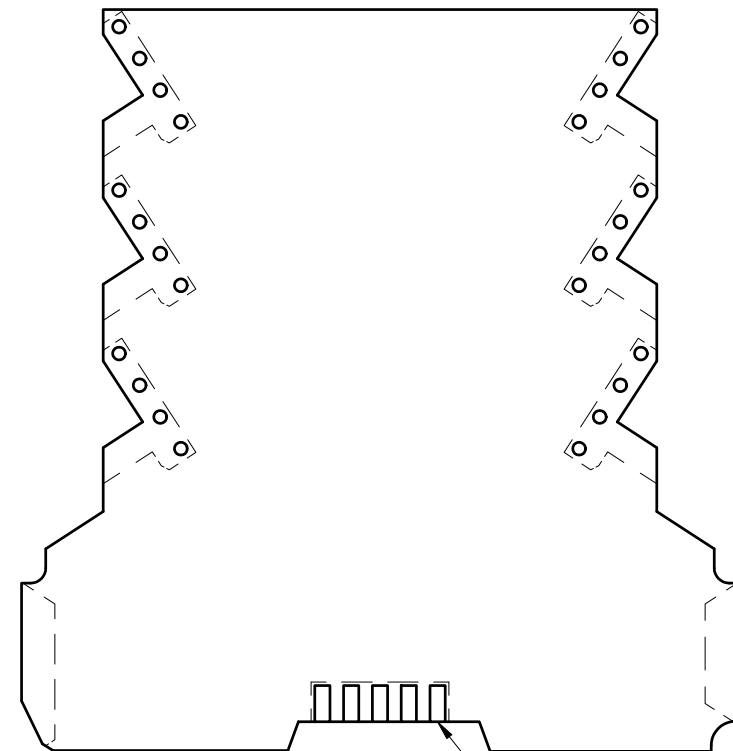
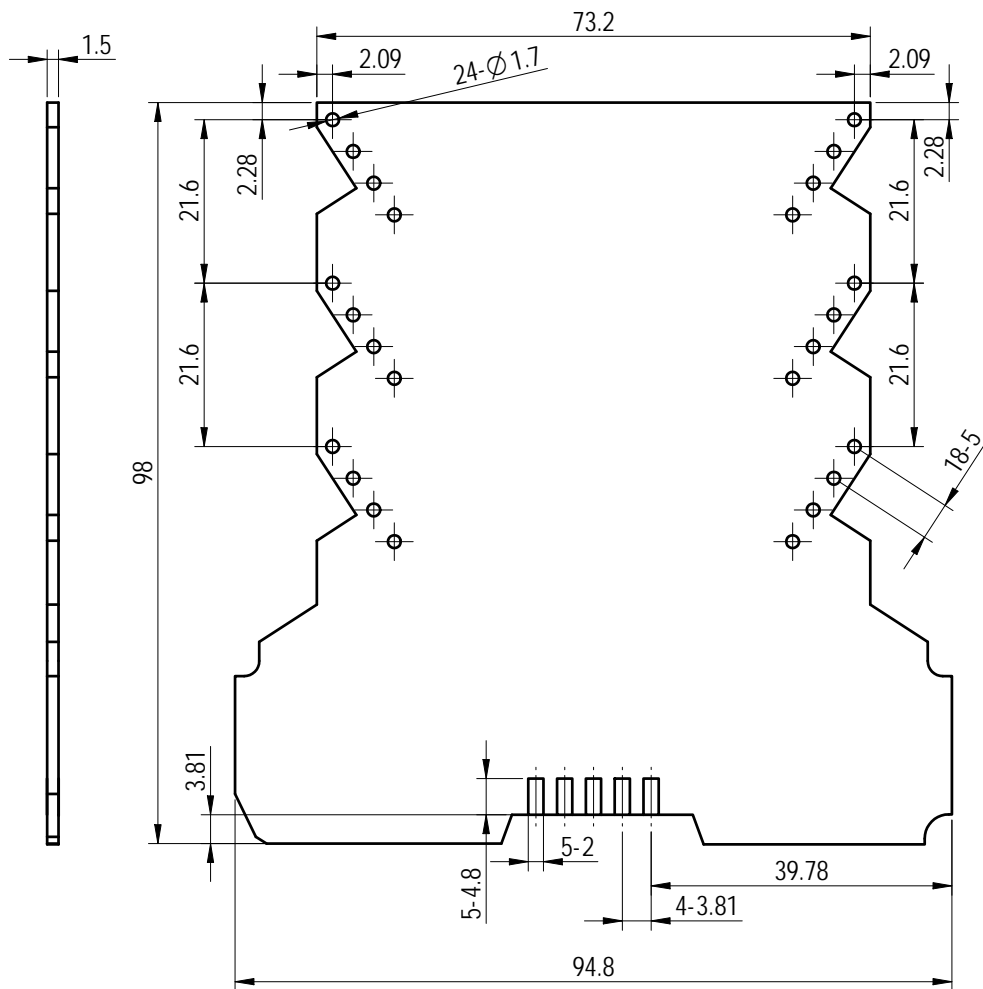


FMEH - 04P - 1Y - 00A (H)
 (Series No.)(Poles)(Single Pitch) (Color):1.(Grey) 2.(Blue)
 3.(Black) 4.(Green)
 5.(Orange) 6.(Red)
 7.(Transparent)
 8.(Yellow) 9.(White)
 (RoHS)
 00A-(Standard)

DETACHED LISTS	PART NO.:	/		
	APPD:	/		
	CHKD:	/		
	DRFT:	/		
NAME:		NINGBO DEGSON ELECTRICAL CO., LTD		
TITLE:		CUSTOMER DRAWING		
DRAWING NO.:		/		
THIRD ANGLE PROJECTION		DO NOT SCALE DRAWING		
MM (INCH)		REV	DO	
SCALE		1:1		

H
G
F
E
D
C
B
A

未注公差/General tolerances(mm)												0.05/10		
0 ~ 3	>3 ~ 6	>6 ~ 10	>10 ~ 18	>18 ~ 30	>30 ~ 50	>50 ~ 80	>80 ~ 120	>120 ~ 180	>180 ~ 250	>250 ~ 315	>315 ~ 400		>400 ~ 500	>500
±0.08	±0.12	±0.18	±0.22	±0.26	±0.31	±0.37	±0.57	±0.80	±0.93	±1.05	±1.15	±1.60	±2.20	±1°



---: 端子及散热孔投影
 ---: projection of the terminals & louver

Transfer or duplication of this document as well as the utilization or communication of its contents are prohibited unless authorized in writing by Degson. All rights reserved for patent. 未经授权复制或传播本文件内容，或在本文件基础上进行再复制或传播，均属于侵权行为。 除专利号明确标注外，其他标注均属于 Degson 公司保留的知识产权。

		MATERIAL: /	SURFACE/COLOR: /	
		MAT NO./REV: /	MAT STATUS: /	
APPD: 李根芳	2022.05.26	NAME		
CHKD: 马恩升	2022.05.26	FMEH-04P-00AH-PCB		
DRFT: 谢志鹏	2022.05.26	DRAWING NO. /	TYPE PCB DRAWING	DRAWING STATUS work
		SCALE 1:1	SHEET 1/1	

REV	ECN	DESCRIPTION	DRFT	DATE