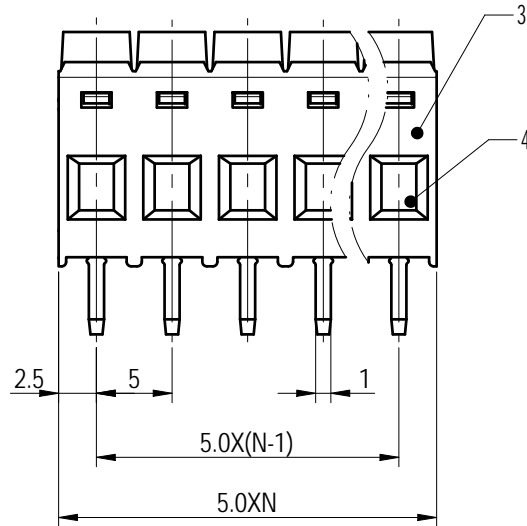
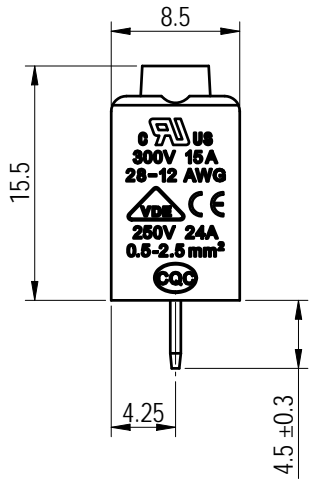
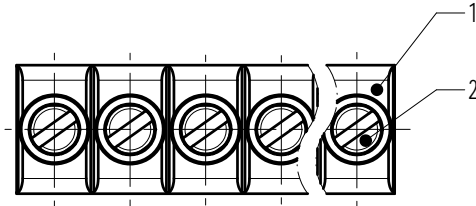
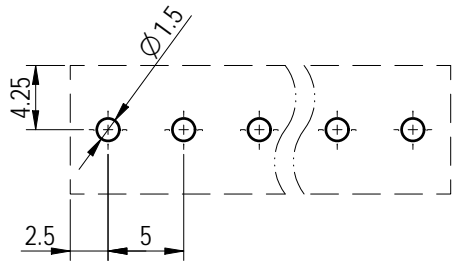
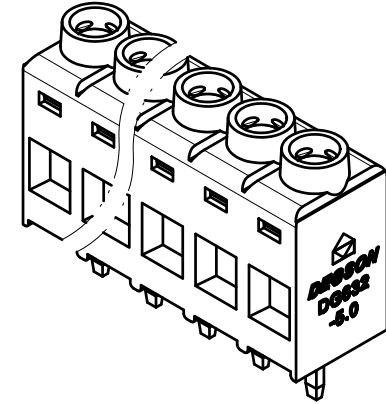


PCB LAYOUT



未注公差/General tolerances (mm)													0.1/10
0	>3	>6	>10	>18	>30	>50	>80	>120	>180	>250	>315	>400	
±0.12	±0.18	±0.22	±0.26	±0.31	±0.37	±0.57	±0.80	±0.93	±1.05	±1.15	±1.60	±2.20	±2.50



Note:
The A&Z(H) in the name means: A(H) and Z(H).

ITEM	NAME OF PART	MATERIAL	NOTES
5	Pin header	Copper alloy	Sn plated
4	Cage	Copper alloy	M2.5/Ni plated
3	Housing	PA66	UL94V-0
2	Screw	Steel	M2.5/Zn plated
1	Cover	PA66	UL94V-0

UL 标准/UL Standard:	B	C	D
额定电压/电流/Rated Voltage(V)/Current(A)	300/15	/	300/10
IEC 标准/IEC Standard:			
过压类别/Overvoltage Category/污染等级/Pollution Degree	III/3	III/2	II/2
额定电压/电流/Rated Voltage(V)/Current(A)	/	250/24	/
工频耐压/Withstanding Voltage(V/1Min)	AC2000		
螺丝扭矩/Torque Tightening(N·m/Lb.in)	M2.5: 0.4/3.54		
线径范围(硬线和软线)/Wire Range(rigid and flexible)(AWG/mm²)	28~12 / 0.5~2.5		
间距/Pitch(mm)/线数范围/Poles	5.0/N=02~20P		
剥线长度/Stripping length(mm)	6~7		
使用温度范围/Operating temperature(°C)	-40~+105		
符合RoHS环保要求/Conform to RoHS	Yes		



MATERIAL:	SURFACE/COLOR:
MAT NO./REV: / 00	MAT STATUS: 批量

APPD: 兰春华	2022.10.26
CHKD: 陈招	2022.10.26
DRFT: 龚徐涛	2022.10.25

NAME	DG632-5.0-XXP-1Y-00A&Z(H)			
DRAWING NO.	TYPE	DRAWING STATUS	SCALE	SHEET
200029205	CUSTOMER DRAWING	已发布	2:1	1/1

REV	ECN	DESCRIPTION	DRFT	DATE
00			龚徐涛	2022.10.25



DRAWING NO.	TYPE	DRAWING STATUS	SCALE	SHEET
200029205	CUSTOMER DRAWING	已发布	2:1	1/1

Transfer or duplication of this document as well as the utilization or communication of its contents are prohibited unless authorized in writing by DEGSON. All rights reserved for patent. 除专利注册外, 复制、印刷、分发本文件的所有权利, 未经 DEGSON 事先书面许可, 均属非法。 未经授权, 复制或传播本文件的内容, 均属非法。 保留所有权利, 侵权必究。