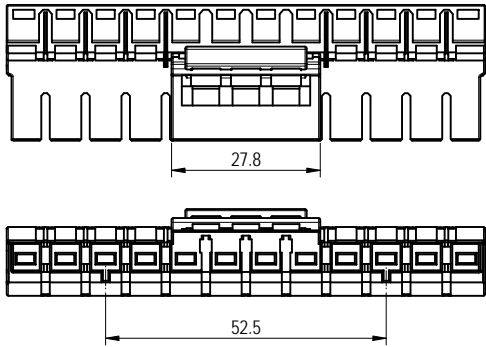
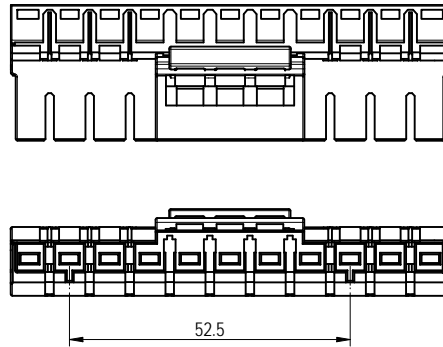


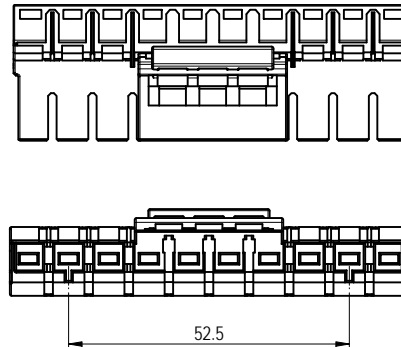
12P



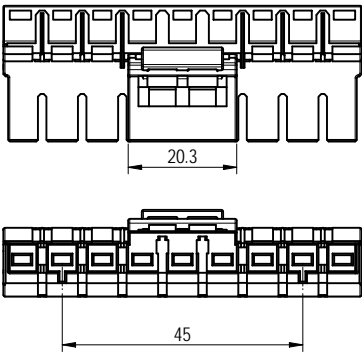
11P



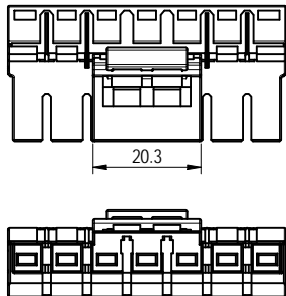
10P



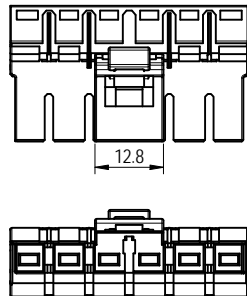
09P



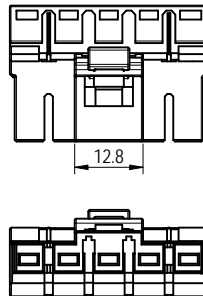
07P



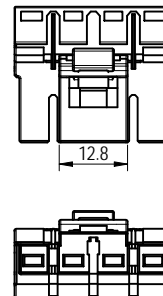
06P



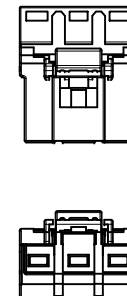
05P



04P



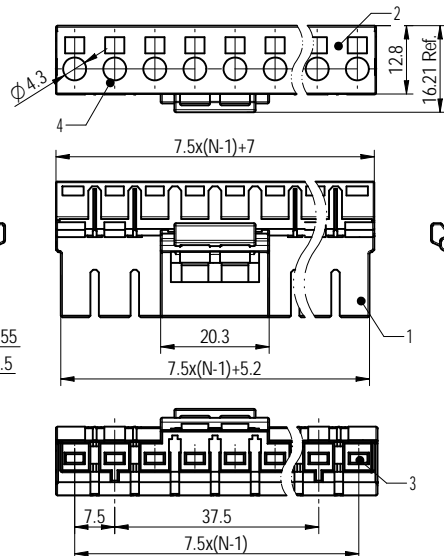
03P



02P



08P如右图所示



公差/General tolerances (mm)											D 0.1/10		
0	>3	>6	>10	>18	>30	>50	>80	>120	>180	>250			
~ 3	~ 6	~ 10	~ 18	~ 30	~ 50	~ 80	~ 120	~ 180	~ 250	~ 315	~ 400	~ 500	>500
±0.12	±0.18	±0.22	±0.26	±0.31	±0.37	±0.57	±0.80	±0.93	±1.05	±1.15	±1.60	±2.20	±2.50

Note:
The A&Z (H) in the name means: A(H) and Z(H).

ITEM	NAME OF PART	MATERIAL	NOTES
4	Spring	Stainless Steel	/
3	Clamp	Copper alloy	Sn Plated/Au Plated Area
2	Cover	PA66+GF	UL94V-0
1	Housing	PA66+GF	UL94V-0

UL 标准/UL Standard:	B	C	D
额定电压/电流/Rated Voltage(V)/Current(A)	300/16	300/16	600/5
UL 标准/UL Standard:	F		
额定电压/电流/Rated Voltage(V)/Current(A)	600/16		
IEC 标准/IEC Standard:	III/3	II/2	II/2
过压类别/Overvoltage Category/污染等级/Pollution Degree	III/3	II/2	II/2
额定电压/电流/Rated Voltage(V)/Current(A)	500/20	630/20	1000/20
额定脉冲电压(KV)/Rate Impulse Voltage(KV)	6	6	6
螺丝扭矩/Torque Tightening(N·m/Lb.in)	/		
线径范围(硬线和软线)/Wire Range(rigid and flexible)(AWG/mm ²)	28~12 / 0.2~2.5		
间距/Pitch(mm)/线数范围/Poles	7.5/N=02~12P		
剥线长度/Stripping length(mm)	8		
使用温度范围/Operating temperature(°C)	-40~+105		
符合RoHS环保要求/Conform to RoHS	Yes		

DIAGON MATERIAL: SURFACE/COLOR: MAT NO./REV: - / 00 MAT STATUS: 批量

APPD: 兰春华 2022.10.11 NAME: 9EDGK-7.5-XXP-1Y-1000A&Z(H)

CHKD: 姜耀志 2022.10.11

DRFT: 周伟德 2022.10.11

DRAWING NO. 200029820 TYPE CUSTOMER DRAWING DRAWING STATUS 已发布 SCALE 1:1 SHEET 1/1

REV	ECN	DESCRIPTION	DRFT	DATE
00			周伟德	2022.10.11

Transfer or duplication of this document as well as the utilization of its contents in any form without the written permission of the copyright holder is prohibited. All rights reserved for patent.