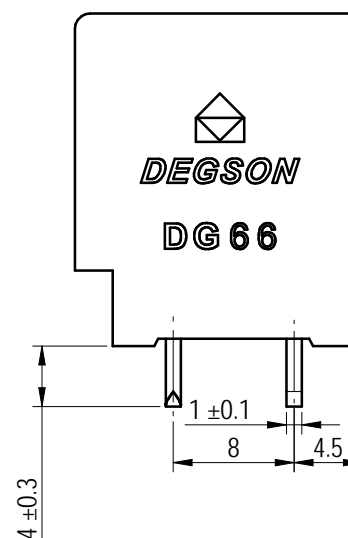
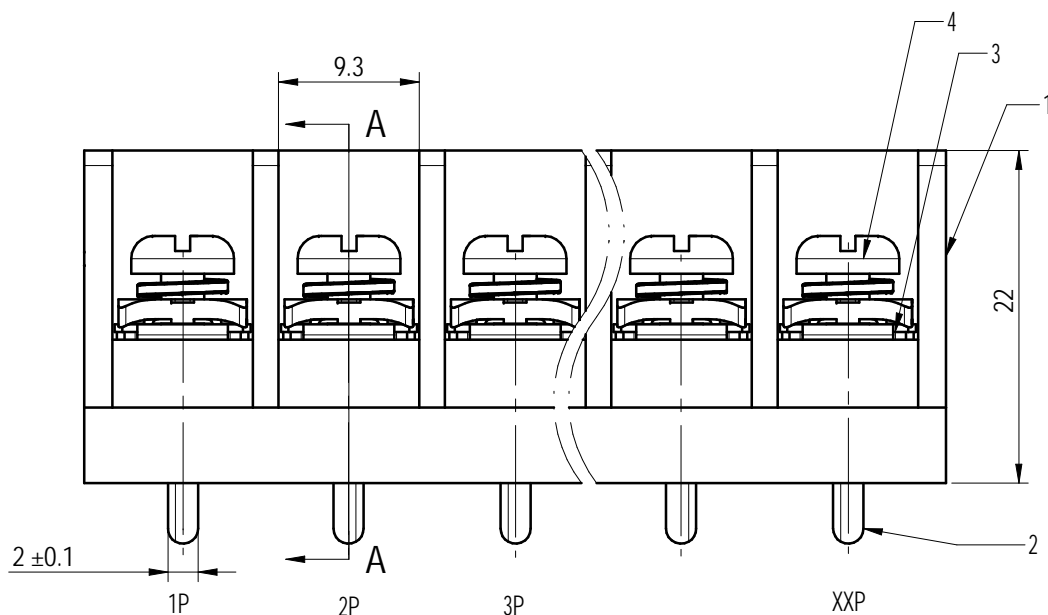

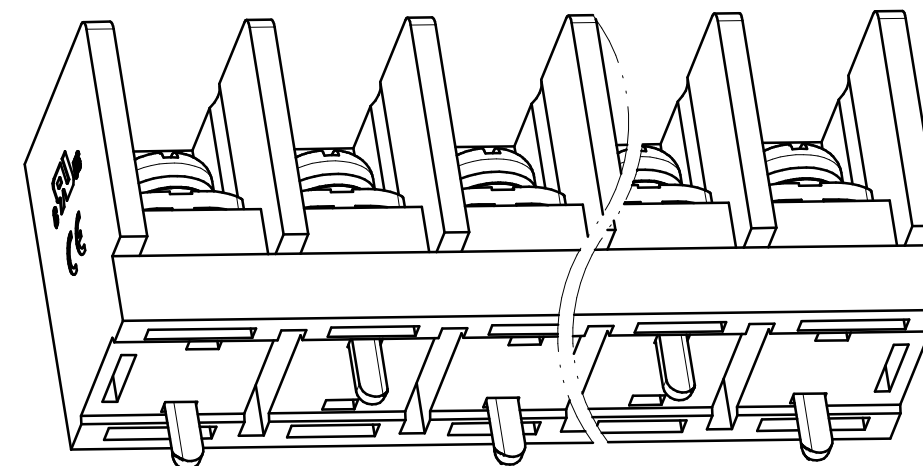
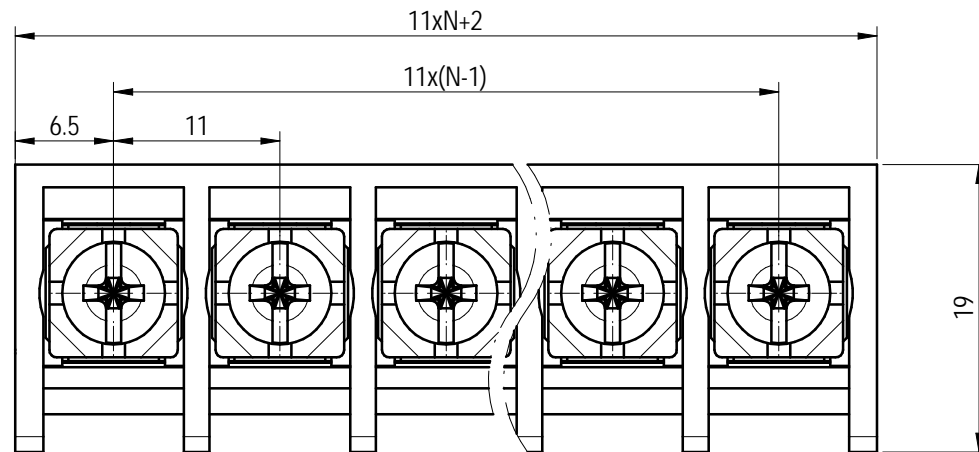
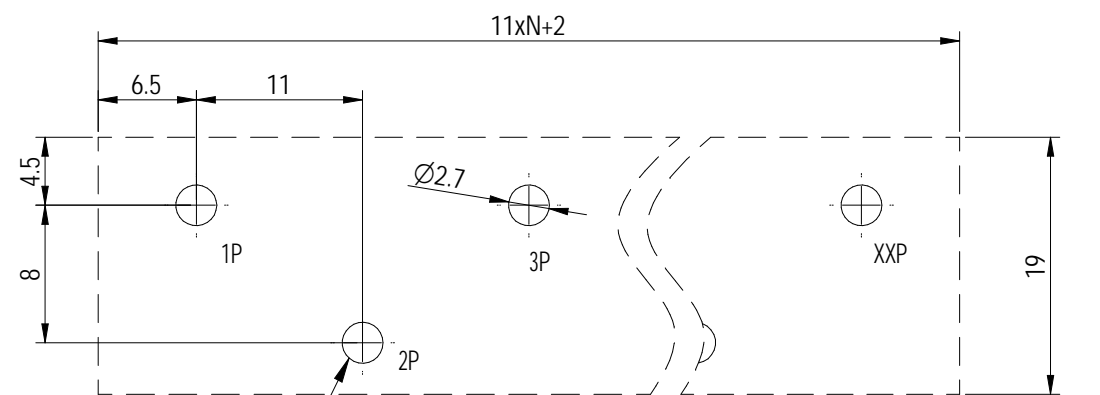


未注公差/General tolerances (mm)											0.1/10 ±2'		
0 ~ 3	>3 ~ 6	>6 ~ 10	>10 ~ 18	>18 ~ 30	>30 ~ 50	>50 ~ 80	>80 ~ 120	>120 ~ 180	>180 ~ 250	>250 ~ 315		>315 ~ 400	>400 ~ 500
±0.12	±0.18	±0.22	±0.26	±0.31	±0.37	±0.57	±0.80	±0.93	±1.05	±1.15	±1.60	±2.20	±2.50



ITEM	NAME OF PART	MATERIAL	NOTES
4	Screws	STEEL	Ni Plated
3	Pin Fastener	STEEL	Ni Plated
2	Pin header	COPPER	Sn Plated
1	Housing	PA66	UL94V-0

UL 标准/UL Standard:	B	C	D
额定电压/电流/Rated Voltage(V)/Current(A)	600V/30A	600V/30A	600V/5A
IEC 标准/IEC Standard:			
过压类别/Overvoltage Category/污染等级/Pollution Degree	III/3	III/2	II/2
额定电压/电流/Rated Voltage(V)/Current(A)	800/32	1000/32	1000/32
额定脉冲电压(KV)/Rate Impulse Voltage(KV)	8	8	6
螺丝扭矩/Torque Tightening(N·m/Lb.in)	M4, 1.8/16		
线径范围(硬线和软线)/Wire Range(rigid and flexible)(AWG/mm ²)	22~8/0.5~4		
间距/Pitch(mm)/线数范围/Poles	11/N=2P~25P		
使用温度范围/Operating temperature(°C)	-40~+105		
符合RoHS环保要求/Conform to RoHS	Yes		



Second from the left is the front foot

PCB LAYOUT

REV	ECN	DESCRIPTION	DRFT	DATE
00				



MATERIAL:	SURFACE/COLOR:			
MAT NO./REV:	/00	MAT STATUS: 批量		
APPD:		NAME		
CHKD:		DG66-DB-XXP-13-00Z (H)		
DRFT:		DRAWING NO.	TYPE	DRAWING STATUS
		200307395	CUSTOMER DRAWING	work
		SCALE	SHEET	
		1:1	1/1	

Transfer or duplication of this document as well as the utilization or communication of its contents are prohibited unless explicit authorization is granted. Violations will be liable for compensation. All rights reserved for patent, utility or design registrations. 除标注外均按国标。 未经授权，不得复制或传播。 本公司保留所有权利。 未经授权，不得复制或传播。