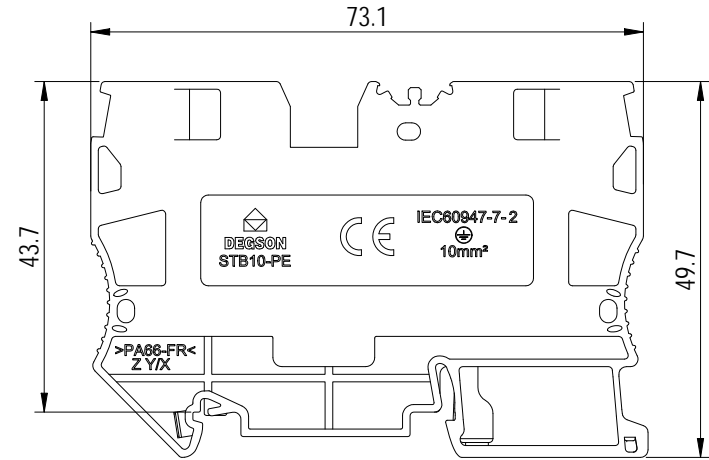
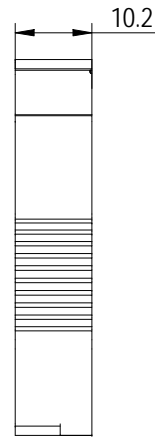
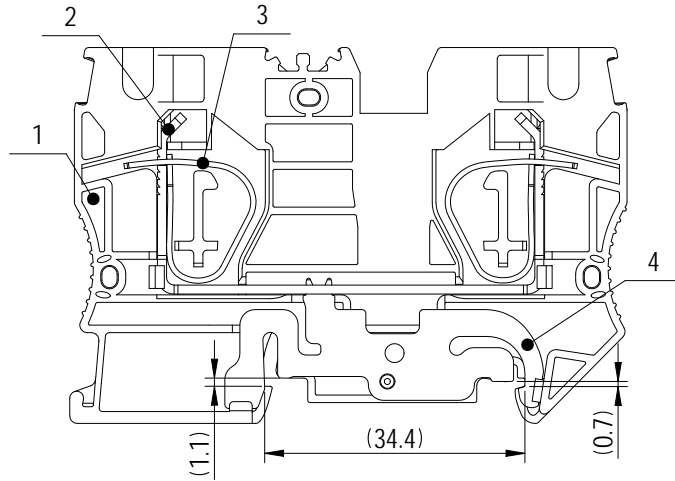
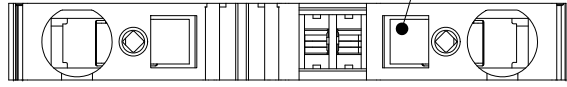


未注公差/General tolerances (mm)											0.1/10			
0 ~ 3	>3 ~ 6	>6 ~ 10	>10 ~ 18	>18 ~ 30	>30 ~ 50	>50 ~ 80	>80 ~ 120	>120 ~ 180	>180 ~ 250	>250 ~ 315		>315 ~ 400	>400 ~ 500	>500
±0.12	±0.18	±0.22	±0.26	±0.31	±0.37	±0.57	±0.80	±0.93	±1.05	±1.15	±1.60	±2.20	±2.50	±2'

Screwdriver hole: 1.0x5.5 screwdriver is recommended



Transfer or duplication of this document as well as the utilization or communication of its contents are prohibited unless authorized in writing. All rights reserved for patent, utility model or design registrations. 除专利等权利外，所有其他权利均保留。 未经授权，禁止复制或传播本文件内容。 未经书面许可，不得复制或传播本文件内容。

4	PE	Copper Alloy	Sn Plated
3	Spring	Stainless	/
2	Current Carrier	Copper Alloy	Sn Plated
1	Housing	PA66	UL94 V-0
ITEM	NAME OF PART	MATERIAL	NOTES



MATERIAL:	SURFACE/COLOR:
MAT NO./REV: 1110000028-1 / 00	MAT STATUS: 设计放行

APPD: PENG M	2024.07.30
CHKD: LU JK	2024.07.30
DRFT: YE XD	2024.07.24

NAME		STB10-PE-01P-1C-00Z (H)		
------	--	-------------------------	--	--

00			YE XD	2024.07.24	DRFT: YE XD	2024.07.24	DRAWING NO.	TYPE	DRAWING STATUS	SCALE	SHEET
REV	ECN	DESCRIPTION	DRFT	DATE	⑤	④	200295209	CUSTOMER DRAWING	已发布	1:1	1/1

UL 标准/UL Standard:	B	C	D
额定电压/电流/Rated Voltage(V)/Current(A)	/	/	/
IEC 标准/IEC Standard:			
过压类别/Overvoltage Category /污染等级/Pollution D	III/3	III/2	II/2
额定电压/电流/Rated Voltage(V)/Current(A)	/	/	/
额定脉冲电压(KV)/Rate Impulse Voltage(KV)	8	/	/
线径范围(硬线和软线)/Wire Range (rigid and flexible)(AWG/mm²)	0.2~1.0, 16(sol) / 24~8.6(sol)		
间距/Pitch(mm)/线数范围/Poles	10.2/N =01P		
剥线长度/Stripping length(mm)	18		
使用温度范围/Operating temperature(°C)	-60~+105		
符合RoHS环保要求/Conform to RoHS	Yes		