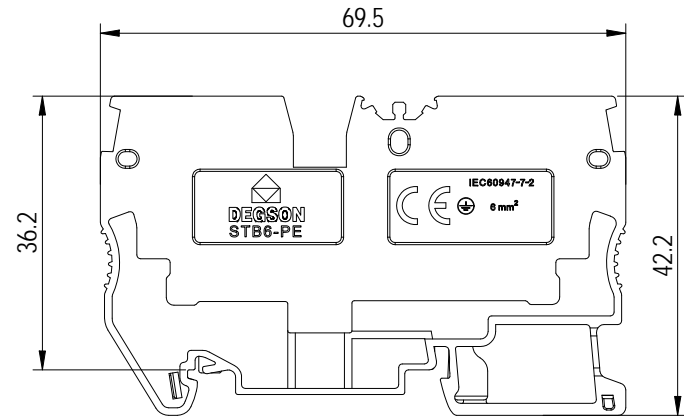
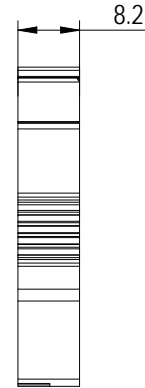
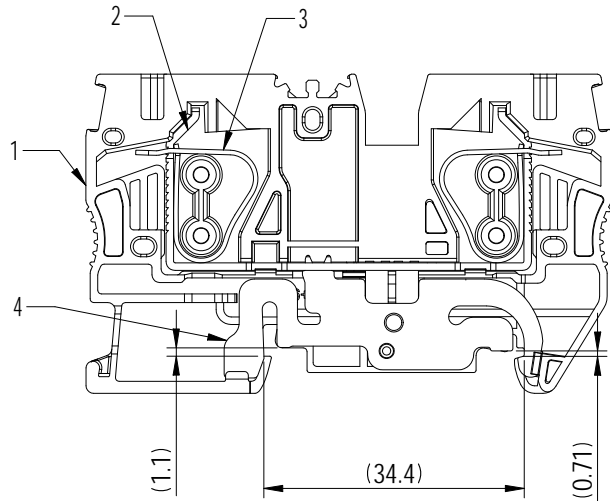


Transfer or duplication of this document as well as the utilization or communication of its contents are prohibited unless authorized in writing. All rights reserved for patent, utility model or design registrations. 除专利申明标注外, 其他标注均非专利。 未经授权, 禁止复制或传播。 未经授权, 禁止复制或传播。 未经授权, 禁止复制或传播。

未注公差/General tolerances (mm)													0.1/10 ±2'
0	>3	>6	>10	>18	>30	>50	>80	>120	>180	>250	>315	>400	
~3	~6	~10	~18	~30	~50	~80	~120	~180	~250	~315	~400	~500	~500
±0.12	±0.18	±0.22	±0.26	±0.31	±0.37	±0.57	±0.80	±0.93	±1.05	±1.15	±1.60	±2.20	±2.50

Screwdriver hole: 0.8x4.0 screwdriver is recommended



4	PE	Copper Alloy	Sn Plated
3	Spring	Stainless	/
2	Current Carrier	Copper Alloy	Sn Plated
1	Housing	PA66	UL94 V-0
ITEM	NAME OF PART	MATERIAL	NOTES

		MATERIAL:		SURFACE/COLOR:	
		MAT NO./REV: 11030000834-1 / 03.02		MAT STATUS: 批量	
APPD: PENG M	2024.11.20	NAME			
CHKD: GAO WG	2024.11.19	STB6-PE-01P-1C-00A&Z (H)			
DRFT: JIANG WT	2024.11.19				
DRAWING NO.	TYPE	DRAWING STATUS	SCALE	SHEET	
200153996	CUSTOMER DRAWING	已发布	2:1	1/1	

REV	ECN	DESCRIPTION	DRFT	DATE
04		The product is concluded and the mass production drawings are released	JIANG WT	2024.11.19